

To our customers,

Old Company Name in Catalogs and Other Documents

On April 1st, 2010, NEC Electronics Corporation merged with Renesas Technology Corporation, and Renesas Electronics Corporation took over all the business of both companies. Therefore, although the old company name remains in this document, it is a valid Renesas Electronics document. We appreciate your understanding.

Renesas Electronics website: <http://www.renesas.com>

April 1st, 2010
Renesas Electronics Corporation

Issued by: Renesas Electronics Corporation (<http://www.renesas.com>)

Send any inquiries to <http://www.renesas.com/inquiry>.

Notice

1. All information included in this document is current as of the date this document is issued. Such information, however, is subject to change without any prior notice. Before purchasing or using any Renesas Electronics products listed herein, please confirm the latest product information with a Renesas Electronics sales office. Also, please pay regular and careful attention to additional and different information to be disclosed by Renesas Electronics such as that disclosed through our website.
2. Renesas Electronics does not assume any liability for infringement of patents, copyrights, or other intellectual property rights of third parties by or arising from the use of Renesas Electronics products or technical information described in this document. No license, express, implied or otherwise, is granted hereby under any patents, copyrights or other intellectual property rights of Renesas Electronics or others.
3. You should not alter, modify, copy, or otherwise misappropriate any Renesas Electronics product, whether in whole or in part.
4. Descriptions of circuits, software and other related information in this document are provided only to illustrate the operation of semiconductor products and application examples. You are fully responsible for the incorporation of these circuits, software, and information in the design of your equipment. Renesas Electronics assumes no responsibility for any losses incurred by you or third parties arising from the use of these circuits, software, or information.
5. When exporting the products or technology described in this document, you should comply with the applicable export control laws and regulations and follow the procedures required by such laws and regulations. You should not use Renesas Electronics products or the technology described in this document for any purpose relating to military applications or use by the military, including but not limited to the development of weapons of mass destruction. Renesas Electronics products and technology may not be used for or incorporated into any products or systems whose manufacture, use, or sale is prohibited under any applicable domestic or foreign laws or regulations.
6. Renesas Electronics has used reasonable care in preparing the information included in this document, but Renesas Electronics does not warrant that such information is error free. Renesas Electronics assumes no liability whatsoever for any damages incurred by you resulting from errors in or omissions from the information included herein.
7. Renesas Electronics products are classified according to the following three quality grades: “Standard”, “High Quality”, and “Specific”. The recommended applications for each Renesas Electronics product depends on the product’s quality grade, as indicated below. You must check the quality grade of each Renesas Electronics product before using it in a particular application. You may not use any Renesas Electronics product for any application categorized as “Specific” without the prior written consent of Renesas Electronics. Further, you may not use any Renesas Electronics product for any application for which it is not intended without the prior written consent of Renesas Electronics. Renesas Electronics shall not be in any way liable for any damages or losses incurred by you or third parties arising from the use of any Renesas Electronics product for an application categorized as “Specific” or for which the product is not intended where you have failed to obtain the prior written consent of Renesas Electronics. The quality grade of each Renesas Electronics product is “Standard” unless otherwise expressly specified in a Renesas Electronics data sheets or data books, etc.
 - “Standard”: Computers; office equipment; communications equipment; test and measurement equipment; audio and visual equipment; home electronic appliances; machine tools; personal electronic equipment; and industrial robots.
 - “High Quality”: Transportation equipment (automobiles, trains, ships, etc.); traffic control systems; anti-disaster systems; anti-crime systems; safety equipment; and medical equipment not specifically designed for life support.
 - “Specific”: Aircraft; aerospace equipment; submersible repeaters; nuclear reactor control systems; medical equipment or systems for life support (e.g. artificial life support devices or systems), surgical implantations, or healthcare intervention (e.g. excision, etc.), and any other applications or purposes that pose a direct threat to human life.
8. You should use the Renesas Electronics products described in this document within the range specified by Renesas Electronics, especially with respect to the maximum rating, operating supply voltage range, movement power voltage range, heat radiation characteristics, installation and other product characteristics. Renesas Electronics shall have no liability for malfunctions or damages arising out of the use of Renesas Electronics products beyond such specified ranges.
9. Although Renesas Electronics endeavors to improve the quality and reliability of its products, semiconductor products have specific characteristics such as the occurrence of failure at a certain rate and malfunctions under certain use conditions. Further, Renesas Electronics products are not subject to radiation resistance design. Please be sure to implement safety measures to guard them against the possibility of physical injury, and injury or damage caused by fire in the event of the failure of a Renesas Electronics product, such as safety design for hardware and software including but not limited to redundancy, fire control and malfunction prevention, appropriate treatment for aging degradation or any other appropriate measures. Because the evaluation of microcomputer software alone is very difficult, please evaluate the safety of the final products or system manufactured by you.
10. Please contact a Renesas Electronics sales office for details as to environmental matters such as the environmental compatibility of each Renesas Electronics product. Please use Renesas Electronics products in compliance with all applicable laws and regulations that regulate the inclusion or use of controlled substances, including without limitation, the EU RoHS Directive. Renesas Electronics assumes no liability for damages or losses occurring as a result of your noncompliance with applicable laws and regulations.
11. This document may not be reproduced or duplicated, in any form, in whole or in part, without prior written consent of Renesas Electronics.
12. Please contact a Renesas Electronics sales office if you have any questions regarding the information contained in this document or Renesas Electronics products, or if you have any other inquiries.

(Note 1) “Renesas Electronics” as used in this document means Renesas Electronics Corporation and also includes its majority-owned subsidiaries.

(Note 2) “Renesas Electronics product(s)” means any product developed or manufactured by or for Renesas Electronics.



To all our customers

Regarding the change of names mentioned in the document, such as Mitsubishi Electric and Mitsubishi XX, to Renesas Technology Corp.

The semiconductor operations of Hitachi and Mitsubishi Electric were transferred to Renesas Technology Corporation on April 1st 2003. These operations include microcomputer, logic, analog and discrete devices, and memory chips other than DRAMs (flash memory, SRAMs etc.) Accordingly, although Mitsubishi Electric, Mitsubishi Electric Corporation, Mitsubishi Semiconductors, and other Mitsubishi brand names are mentioned in the document, these names have in fact all been changed to Renesas Technology Corp. Thank you for your understanding. Except for our corporate trademark, logo and corporate statement, no changes whatsoever have been made to the contents of the document, and these changes do not constitute any alteration to the contents of the document itself.

Note : Mitsubishi Electric will continue the business operations of high frequency & optical devices and power devices.

Renesas Technology Corp.
Customer Support Dept.
April 1, 2003

M37532T-PTC

Instruction Manual

Converter for Connecting 42-pin 1.778mm-pitch SDIP
to 40-pin Narrow-pitch Connector

Precautions to be taken when using this manual

- These materials are intended as a reference to assist our customers in the selection of the Mitsubishi semiconductor product best suited to the customer's application; they do not convey any license under any intellectual property rights, or any other rights, belonging to Mitsubishi Electric Corporation, Mitsubishi Electric Semiconductor Systems Corporation or a third party.
- Mitsubishi Electric Corporation and Mitsubishi Electric Semiconductor Systems Corporation assume no responsibility for any damage, or infringement of any third-party's rights, originating in the use of any product data, diagrams, charts, programs, algorithms, or circuit application examples contained in these materials.
- All information contained in these materials, including product data, diagrams, charts, programs and algorithms represents information on products at the time of publication of these materials, and is subject to change by Mitsubishi Electric Corporation and Mitsubishi Electric Semiconductor Systems Corporation without notice due to product improvements or other reasons. It is therefore recommended that customers contact Mitsubishi Electric Corporation, Mitsubishi Electric Semiconductor Systems Corporation or an authorized Mitsubishi Semiconductor product distributor for the latest product information before purchasing a product listed herein. The information described here may contain technical inaccuracies or typographical errors. Mitsubishi Electric Corporation and Mitsubishi Electric Semiconductor Systems Corporation assume no responsibility for any damage, liability, or other loss arising from these inaccuracies or errors. Please pay attention to the information published by Mitsubishi Electric Corporation and Mitsubishi Electric Semiconductor Systems Corporation in various means, including Mitsubishi Semiconductor Homepage (<http://www.mitsubishichips.com/>) and Mitsubishi Tool Homepage (http://www.tool-spt.mesc.co.jp/index_e.htm).
- When using any or all of the information contained in these materials, including product data, diagrams, charts, programs, and algorithms, please be sure to evaluate all information as a total system before making a final decision on the applicability of the information and products. Mitsubishi Electric Corporation and Mitsubishi Electric Semiconductor Systems Corporation assume no responsibility for any damage, liability or other loss resulting from the information contained herein.
- Mitsubishi Electric Corporation semiconductors are not designed or manufactured for use in a device or system that is used under circumstances in which human life is potentially at stake. Please contact Mitsubishi Electric Corporation, Mitsubishi Electric Semiconductor Systems Corporation, or an authorized Mitsubishi Semiconductor product distributor when considering the use of a product contained herein for any specific purposes, such as apparatus or systems for transportation, vehicular, medical, aerospace, nuclear, or undersea repeater use.
- The prior written approval of Mitsubishi Electric Corporation or Mitsubishi Electric Semiconductor Systems Corporation is necessary to reprint or reproduce in whole or in part these materials.
- If these products or technologies are subject to the Japanese export control restrictions, they must be exported under a license from the Japanese government and cannot be imported into a country other than the approved destination. Any diversion or reexport contrary to the export control laws and regulations of Japan and/or the country of destination is prohibited.
- Please contact Mitsubishi Electric Corporation, Mitsubishi Electric Semiconductor Systems Corporation or an authorized Mitsubishi Semiconductor product distributor for further details on these materials or the products contained therein.

Precautions to be taken when using this product

- This product is a development support tool you can use in your program development and evaluation steps. When development of your program is completed, always be sure to verify its operation by board-based evaluation and test before putting it into mass production.
- Mitsubishi will not assume any responsibility for the results arising from the use of the product.
Mitsubishi will respond to customer requests for the product, with expenses borne by Mitsubishi or the customer, as follows:
 - (1) Repair or replacement of the product when it is found faulty
 - (2) Modification of nonconformity when the product contains nonconformity
- This product has been developed by assuming its use for program development and evaluation in laboratories. Therefore, it does not fall under the application of electrical equipment control laws and protection against electromagnetic interference when used in Japan.
- This product is not qualified under UL or other safety standards and IEC or other industry standards. This fact must be taken into account when taking this product from Japan to some other country.

Mitsubishi Tool Homepage http://www.tool-spt.mesc.co.jp/index_e.htm



CAUTION

If the requirements shown in the "CAUTION" sentences are ignored, the equipment may cause personal injury or damage to the products.

Third Edition: October 1999

Mitsubishi Electric Corporation

Mitsubishi Electric Semiconductor Systems Corporation

(1/4) **RENESAS**
Renesas Technology Corp.

1. Description

M37532T-PTC is a conversion board to convert 42-pin SDIP (42P4B) of 7530 group of Mitsubishi 740 Family MCUs to 36-pin 0.8mm-pitch LQFP (36P2R-A) of M37532 MCU. This board is to be used with dummy IC SSOP36-45 0-40 (separately available).

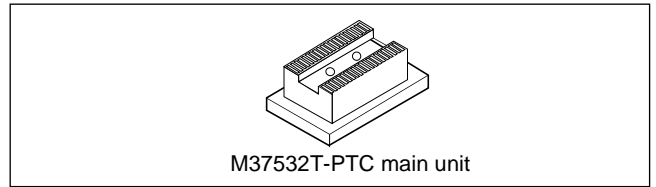


Figure 1 Package components of M37532T-PTC

2. Package Components (see Figure 1)

- (1) M37532T-PTC conversion board
- (2) M37532T-PTC Instruction Manual (this manual)

3. Specifications

Table 1 Specifications

Item	Description
Package	36P2R-A (36-pin 0.8mm-pitch SSOP)
Insertion/removal iterations of connector	50 times guaranteed

4. Application (see Figure 2)

Mount the socket on the target. On top of it, mount SSOP36-450-40 and the socket frame in that order. Then connect the probe of the emulation pod to the connector provided at the top of M37532T-PTC.

5. Connection Procedure (see Figure 2)

- (1) Mount the socket (included with SSOP36-450-40: separately available).
- (2) Attach SSOP36-450-40 to the socket.
- (3) Attach the socket frame (included with SSOP36-450-40).
- (4) Connect the probe of the emulation pod to M37532T-PTC.
- (5) Attach M37532T-PTC to SSOP36-450-40.

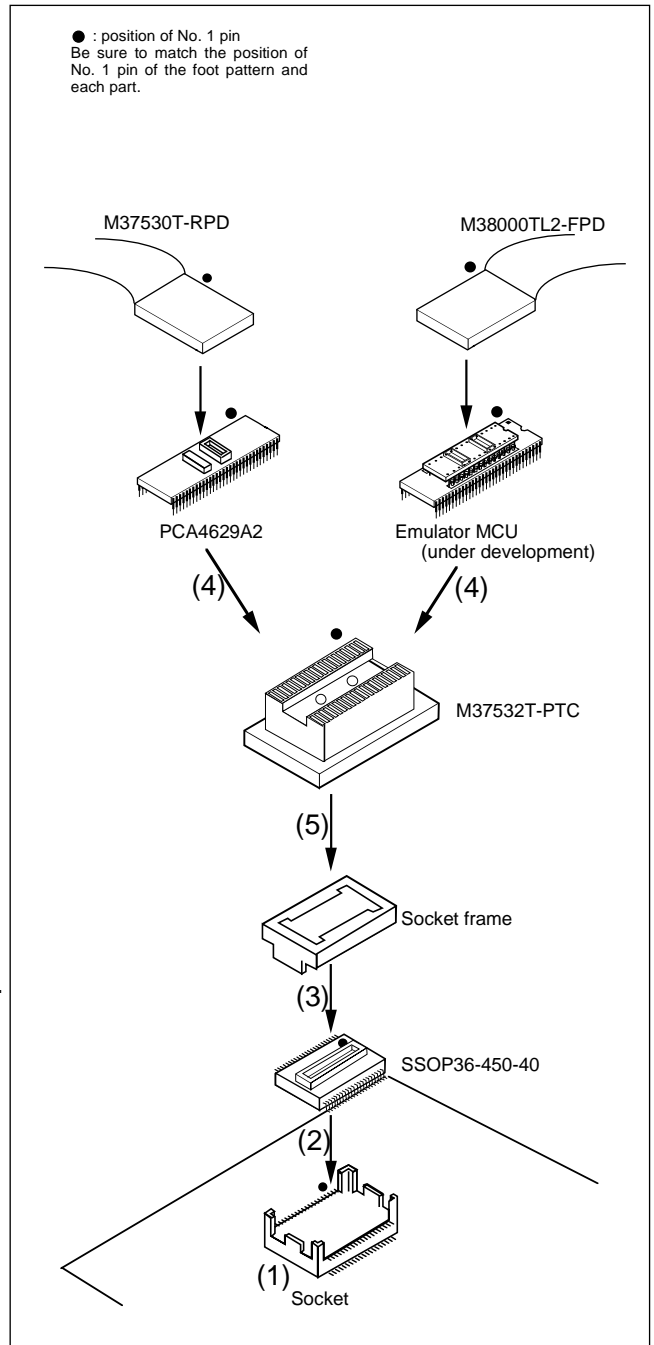


Figure 2 Usage of M37532T-PTC

6. External Dimensions of M37532T-PTC

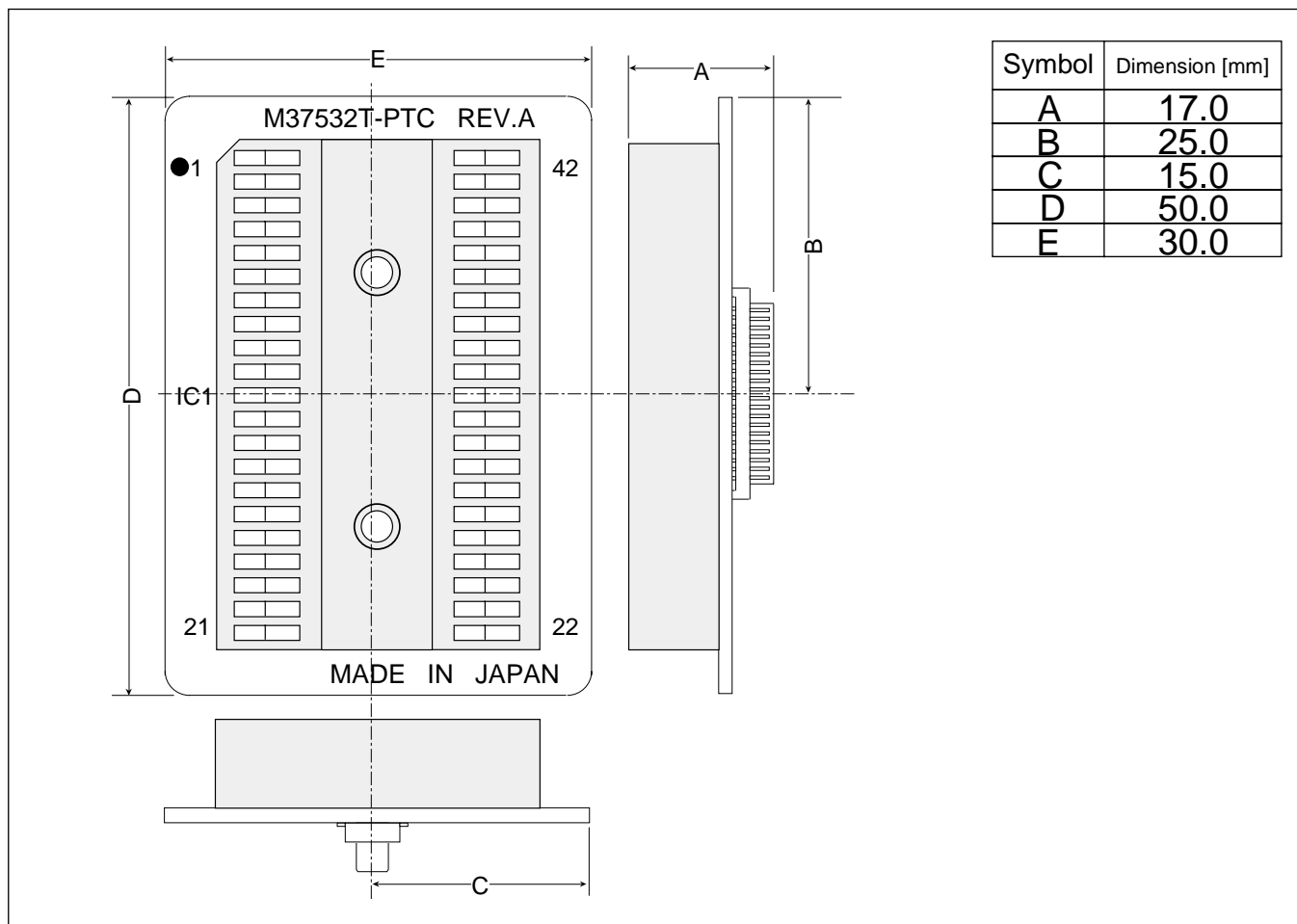



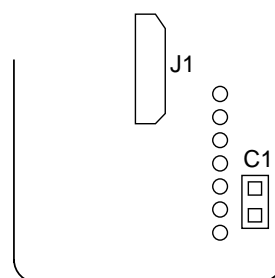
Figure 3 External dimension of M37532T-PTC

7. Precautions

⚠ CAUTION

Cautions To Be Taken for This Product:

- 
 Foot patterns are provided so that the surface-mounted capacitor (C1) can be mounted on IC1-pin 18 (Vcc) and IC1-pin 21 (GND). Use these patterns for a bypass capacitor.



- We cannot accept any request for repair.
- For inquiries about the product or the contents of this manual, contact your nearest Mitsubishi office or distributor.

Mitsubishi Tool Homepage http://www.tool-spt.mesc.co.jp/index_e.htm

8. Correspondence of Connectors IC1 and J1

Table 2 lists the correspondence of IC1 and J1.

Table 2 Correspondence of IC1 and J1

IC1 pin No.	J1 connector pin No.	IC1 pin No.	J1 connector pin No.
1	J1-4	22	J1-22
2	NC	23	J1-23
3	NC	24	J1-24
4	J1-5	25	J1-25
5	J1-6	26	J1-26
6	NC	27	J1-27
7	J1-7	28	NC
8	J1-8	29	J1-28
9	J1-9	30	J1-29
10	J1-10	31	J1-30
11	J1-11	32	J1-31
12	J1-12	33	J1-32
13	NC	34	J1-33
14	NC	35	J1-34
15	J1-13	36	J1-35
16	J1-14	37	J1-36
17	J1-15	38	J1-37
18	J1-16	39	J1-38
19	J1-17	40	J1-39
20	J1-18	41	J1-2
21	J1-19	42	J1-3

(NC: not connected)